



VAN WERT

2022

VAN WERT FIRE DEPARTMENT

**Annual
Report**

Guarding My Every Neighbor



EXECUTIVE SUMMARY

The Van Wert Fire Department was created in 1869 and has provide emergency services for 153 years. The fire department has had the same staffing of firefighter/EMTs and 1 fire chief for nearly 50 years. The fire department operates today with 18 firefighters on shift , 10 reserve personnel and is supported by the Fire Chief. The department serves a city population of 11,039 (US Census Bureau 2021) and also contracts with Pleasant township to provide fire and EMS services for 5.9 sections in the township that is outside the city limits. The response area for our department is 14 square miles. The department also serves as the only full time staffed Advanced Life Support Ambulance for the entire county encompassing 410 square miles.

The Van Wert Fire department is a suburban/rural all-hazard fire department that provides professional firefighting services, specialized rescue (This include hazardous materials response, high/low angle rescue, confined space rescue, trench rescue, structural collapse response, ice rescue, water rescue, grain bin rescue, and mass casualty), emergency medical services., fire prevention and annual fire safety inspections.

In 2022, the Van Wert Fire Department responded to 2241 calls for service, an increase of over 3 percent in 2021. In the past five years our calls for service have increased over 20%. The fire department also operates with a mutual aid agreement that all departments in the county operate under. In 2022 our department provided 134 calls for aid. For fire and EMS services. We received aid 3 times in 2022.



2022

FROM THE FIRE CHIEF

The Van Wert Fire Department is proud to present our 2022 Annual Report. We wish to ensure proactive engagement with our community and customers. This annual report provides a detailed review of the departments activities from the previous year while casting light on areas of significant accomplishment. It is our tremendous honor to serve the citizens of Van Wert and our surrounding communities. We look forward to the future while embracing and learning from the past.





Our Mission

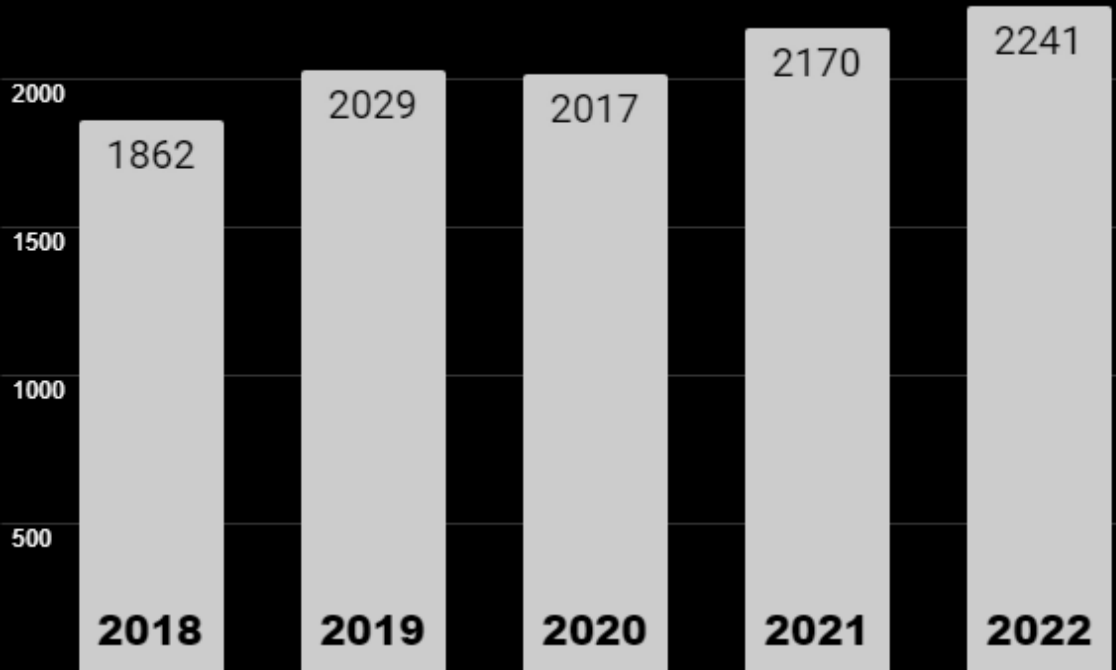
“Van Wert Fire Department is dedicated to providing a professional emergency service for our community, protecting the lives and properties within it.”

Our Vision

Is to become a leader in northwest Ohio in responding to emergencies and, the prevention of future emergencies, through commitment and excellence.

CALLS FOR SERVICE

INCIDENTS vs. YEAR



20% increase in calls
for service from
2018 to 2022



INCIDENT TYPES



26 Structure Fires



48 Motor vehicle accident with injuries



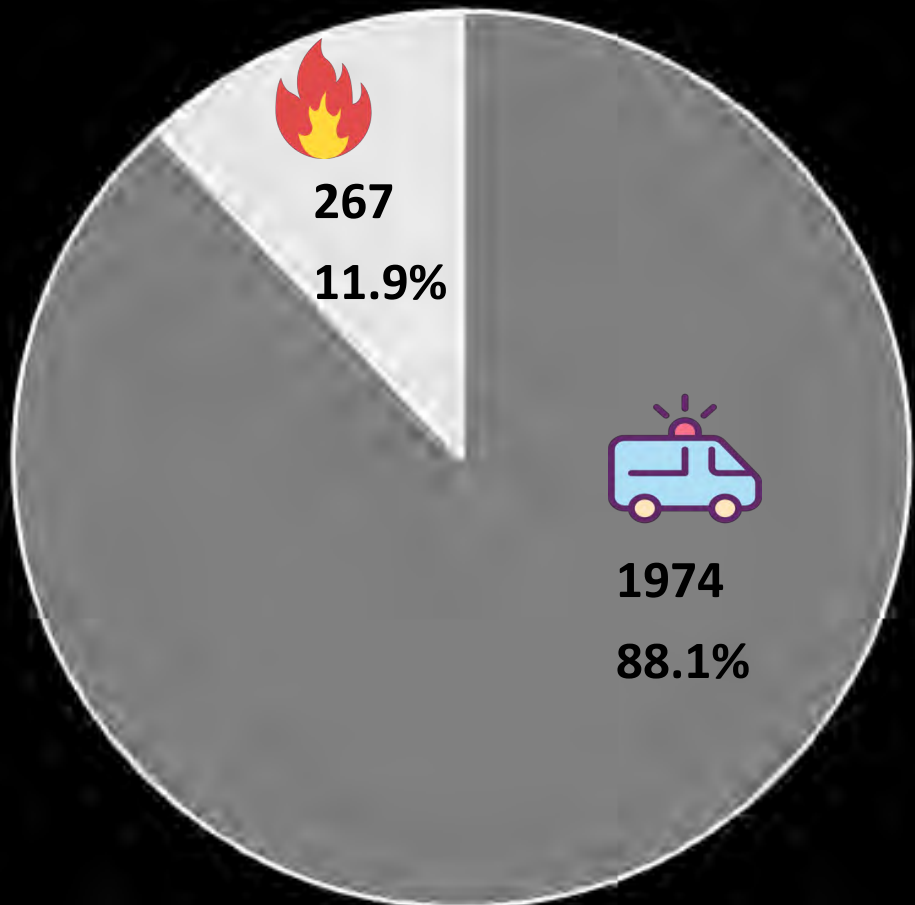
1974 Medical Calls



140 False Alarms, False Call & Good Intent



46 Hazardous Conditions



INCIDENT STATISTICS

385

OVERLAPPING CALLS

6.14

Incidents per day

134

Aid Given

3

Aid Received


107

Incidents Over Prior Year




17.18%

OVERLAPPING CALLS



01:32

TURNOUT TIME (TIME OF CALL
UNTIL OUT OF STATION)



05:06

RESPONSE TIME (ALL CALLS)

INCIDENT STATISTICS

Incident Count by Weekday and Hour for 2022

Hour	Sun	Mon	Tue	Wed	Thu	Fri	Sat	Hour	Total per	Percent
00:00	10	6	10	4	6	5	16	00:00	57	2.54%
01:00	11	9	10	6	12	7	7	01:00	62	2.77%
02:00	11	8	3	6	11	11	2	02:00	52	2.32%
03:00	2	10	5	6	9	5	7	03:00	44	1.96%
04:00	7	8	5	4	11	5	5	04:00	45	2.01%
05:00	8	8	5	4	3	7	5	05:00	40	1.79%
06:00	9	15	11	4	14	7	11	06:00	71	3.17%
07:00	12	16	12	13	8	10	11	07:00	82	3.66%
08:00	11	14	15	18	13	13	11	08:00	95	4.24%
09:00	12	13	14	28	24	19	20	09:00	130	5.80%
10:00	14	18	15	23	20	19	15	10:00	124	5.54%
11:00	10	21	13	11	18	20	10	11:00	103	4.60%
12:00	17	15	15	21	19	32	24	12:00	143	6.38%
13:00	21	18	15	28	27	19	20	13:00	148	6.61%
14:00	22	19	15	12	27	18	16	14:00	129	5.76%
15:00	16	19	13	27	19	17	11	15:00	122	5.45%
16:00	16	22	18	18	15	21	18	16:00	128	5.71%
17:00	18	17	22	13	18	13	16	17:00	117	5.22%
18:00	19	18	19	18	11	16	21	18:00	122	5.45%
19:00	8	18	16	12	19	19	17	19:00	109	4.87%
20:00	16	20	12	12	11	22	11	20:00	104	4.64%
21:00	13	14	11	18	15	10	13	21:00	94	4.20%
22:00	6	10	12	11	10	9	9	22:00	67	2.99%
23:00	6	8	7	6	10	4	11	23:00	52	2.32%
Total Responses for	295	344	293	323	350	328	307	Total	2240	100.00%
% of Responses for	7.46%	6.40%	7.51%	8.67%	7.71%	9.76%	7.82%			
% of Responses for Week	13.17%	15.36%	13.08%	14.42%	15.63%	14.64%	13.71%			

TRAINING

4499

Training Hours

161hrs.

Per Employee (28)

6

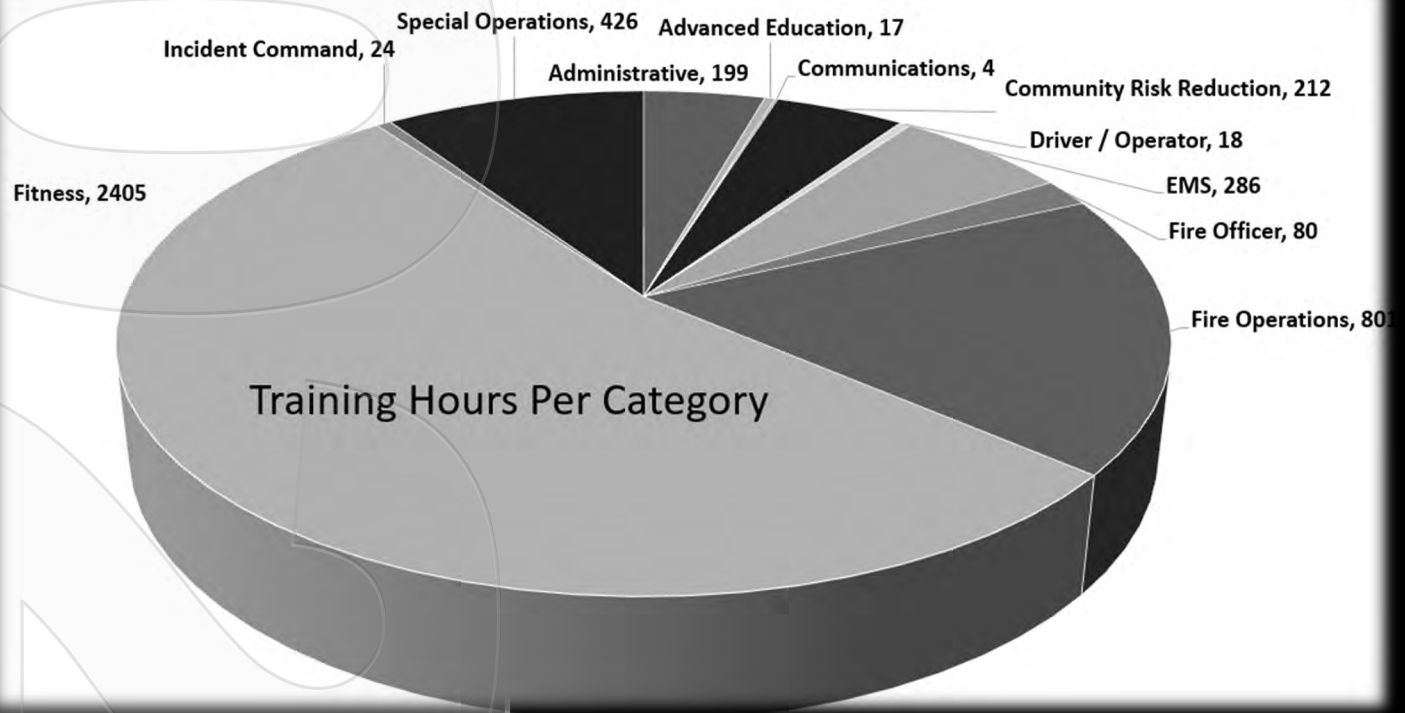
Departmental Trainings

18

EMT/Paramedics



TRAINING



Community Risk Reduction

168

VIOLATIONS



590

OCCUPANCIES

72

**INSPECTIONS
COMPLETED**

49:46

**AVERAGE INSPECTION
TIME**

Public Education

165

Smoke Detectors
issued to VWCS
kindergartners

Public Education provided at:

- Van Wert County Fair
 - First United Methodist Church
- Career Connections
- Operation Back To School
 - CEO Program
- VW Health Fair
- Safety Trailer for third graders at VWCS & St. Mary's Schools



Personnel

Jon Jones	Fire Chief
Craig King	Captain
David Cummings	Captain
Brian Ankney	Captain
Nicholas Steyer	Lieutenant
Robert Miller	Lieutenant
Austin Miller	Lieutenant
Jeffrey Henderson	Firefighter
William Carter	Firefighter
Douglas Edelbrock	Firefighter
Zachariah Merkle	Firefighter
Jeffrey Ricker	Firefighter
Gary Gasser	Firefighter
Addison King	Firefighter
Brett Schumm	Firefighter
Ethan Fraker	Firefighter
Trevor Spridgeon	Firefighter
Gabriel Steyer	Firefighter
Kory Smith	Firefighter
Brock Profit	Reserve Firefighter
Alexander Greutman	Reserve Firefighter
Dalton Yenser	Reserve Firefighter
Nathan Wiechart	Reserve Firefighter
Richard Busch	Reserve Firefighter
Seth Stukey	Reserve Firefighter
Robert Barnes	Photographer
Preston Browning	Reserve Firefighter
Douglas John	Reserve Firefighter



